

SMP HARDWARE

CONTROL SERVER AND USER ACCESS
SOLUTIONS FOR SMP



SECURE CONTROL FOR MISSION-CRITICAL ENVIRONMENTS

SMP Hardware provides the dedicated physical infrastructure that powers the System Management Portfolio.

Purpose-built for secure environments, these systems deliver centralized control, local and remote administrative access, and scalable deployment options - all in hardware designed for 24/7 operation.

SMP Hardware unifies system management and operator access across matrix switching environments. SMP Hardware supports environments ranging from single-room installations to large multi-site command and control systems.


FLEXIBLE PLATFORM OPTIONS

SMP Hardware is designed to scale with your operational needs. Choose the solution that fits your environment, performance requirements, and installation needs - without added operational overhead. All platforms support HDMI video output

ADMINISTRATIVE CONTROL & SYSTEM MANAGEMENT

SMP HP MODULE

The **Linux-based SMP HP Module** is built for large-scale matrix switching environments. Powered by an **Intel® i7** processor, it delivers centralized system management for **640+ port** deployments with copper (RJ45) or optical (fiber) network connectivity.



SMP HP MODULE (INSTALLS IN CHS-HP4 CHASSIS)

SMP PLATFORM CONFIGURATIONS

Linux-based SMP platforms with integrated **ARM 32** processing, available in standalone and modular form factors.

APPLIANCE

A self-contained **1RU** system featuring an integrated network switch and network bridging capabilities. **Dual monitoring** ports and a front-panel LCD interface provide system visibility and direct control at the rack level, supporting mid-scale environments (**48-640 ports**).




SMP APPLIANCE FRONT PANEL



SMP APPLIANCE BACK PANEL

MODULE

A compact, modular platform installed alongside matrix switching hardware to support localized environments (**12-80 ports**).



SMP MODULE (INSTALLS IN CHS4 CHASSIS)

	HP MODULE	APPLIANCE	MODULE
FORM FACTOR	¼ Width HP Module	Full Width 1RU	¼ Width Module
ENDPOINT MONITORING	1 Port	2 Ports	No
NETWORK	Copper or Fiber	Copper	Copper
TEXT OVERLAY	Yes	Yes	No
BUILT-IN 4-PORT SWITCH	No	Yes	No
BUILT-IN 4-PORT BRIDGE	No	Yes	No
USB PORTS	2 Ports	3 Ports	2 Ports
POWER	100 W	80 W	20 W
CHASSIS	CHS-HP	Standalone	CHS

TOUCH PANELS

Thinklogical's **TPL7 (7")** and **TPL10 (10")** Touch Panels provide a secure, dedicated interface for controlling SMP-managed matrix switching environments.

As web-based clients, the panels display a customizable graphical workspace hosted on the SMP system. Each panel can be configured to present specific sources, destinations, macros, and system controls based on user roles or operational requirements.

Built for secure environments, the panels run a hardened Linux operating system with a locked-down browser in forced kiosk mode, restricting access exclusively to the SMP interface. Deployed on isolated networks, they deliver reliable, purpose-built control while limiting exposure to the broader system.



Touch Panels are one of several SMP user access options, alongside OSD, browser-based access, and hotkey controls.

PRODUCT FEATURES

- Secure Private Browser
- Forced Kiosk Mode
- FIPS 140 Compliant
- Secure Linux Distribution Ubuntu
- No Desktop Application
- PCAP LCD – 7" or 10"
- PoE+ or 12V Brick Supply
- Gigabit Ethernet Control
- Mozilla Firefox Web Browser
- Fanless for Quiet Operation

PART NUMBERS

SMP-AXxxxxx	• Multi-Mode Appliance with xx Port Software Package
SMP-MXxxxxx	• Multi-Mode Module with xx Port Software Package
SMP-IXxxxxx	• SMP ICT Module with xx Port Software Package
SMP-CX00001	• Multi-Mode Client Module
SMP-OX00001	• SMP ICT Multi-Mode Client Module
TPL-000007	• 7" Power-over-Ethernet Touch Panel
TPL-000010	• 10" Power-over-Ethernet Touch Panel

"xxxxx" indicates software package specifications.

ON-SCREEN DISPLAY(OSD)

The OSD provides a graphical control workspace for controlling SMP-managed systems directly from the operator display.

It enables real-time management of sources, destinations, and active connections through an intuitive **Drag-and-Drop interface** - without requiring external devices or additional software.

The interface reflects system layouts, providing clear visibility and supporting efficient operational adjustments.


SYSTEM CAPABILITIES

- **User-configurable layouts** (room or workstation-based)
- **Real-time control** of sources and destinations
- **Shared resource** architecture supporting multiple user, with recommended scaling based on total user count and usage requirements.

OSD PLATFORM OPTION

OSD functionality is available in two hardware configurations: **Module** and **HP Module**. Both provide the same operator experience and SMP access capabilities, with platform-specific performance based on processing architecture.

The OSD HP Module is powered by an **Intel® i7** processor for high-performance environments, while the OSD Module is powered by an **ARM 32** processor for efficient, localized deployments. Both support copper and optical network connectivity.



OSD HP MODULE (INSTALLS IN CHS-HP4 CHASSIS)



OSD MODULE (INSTALLS IN STANDARD CHS4 CHASSIS)

Flexible user access and control - delivered through secure, purpose-built interfaces for any SMP deployment.