

# VDA Series DVI Splitter

## Single-Link 1:4

### QUICK START GUIDE



#### The Logical Solution

The VDA-2 1:4 Splitter from Thinklogical™ sends a DVI video source to four displays without signal loss. Installation is plug-and-play with no adjustments required. Each model is also compatible with most Thinklogical™ DVI Extenders.


#### The Models

VDA-1 (SL 1:2) distributes single-link DVI to 2 single-link displays.

VDA-2 (SL 1:4) distributes single-link DVI to four single-link displays.

VDA-3 (DL 1:2) distributes dual-link DVI to two dual-link displays.

VDA DVI Splitter 1:4 back panel




Source CPU



DVI OUT

3

**STEP 2:** Connect the 5VDC Power Supply (PWR-000022-R) to the INPUT POWER JACK located on the back panel of the VDA Splitter's chassis and plug it into a standard AC source.

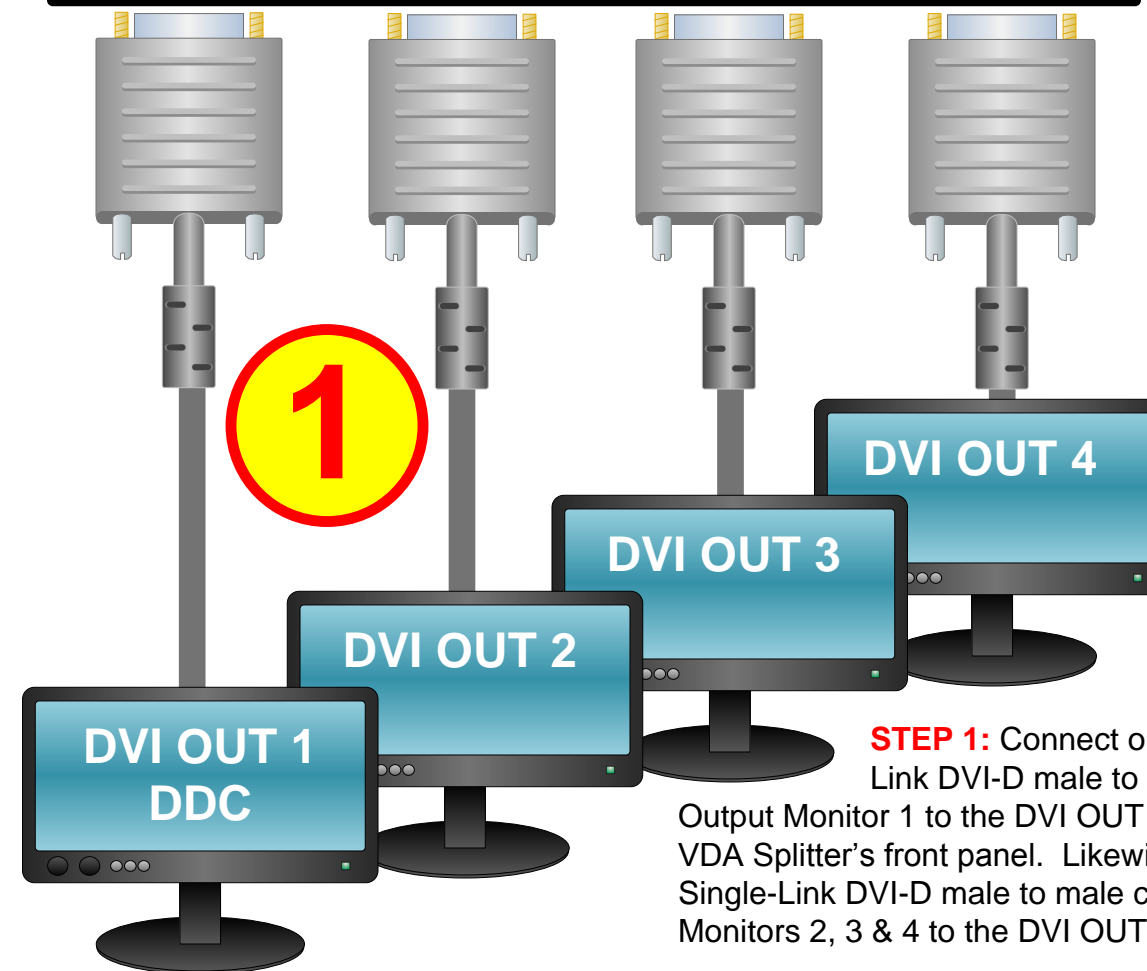
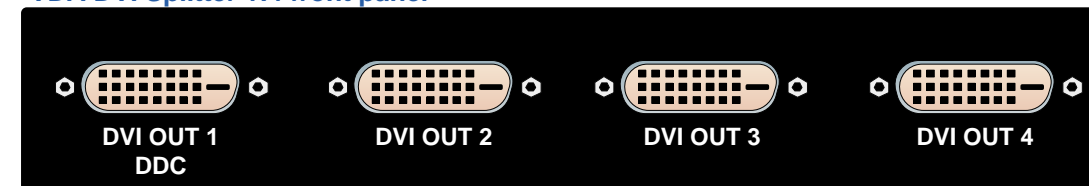


5VDC Power Supply

2

**STEP 3:** Connect one end of the Single-Link DVI-D male to male cable to the video source (DVI-D video card) and the other end to the DVI IN connector on the VDA Splitter. Ensure all video output displays are functioning properly.

VDA DVI Splitter 1:4 front panel



**STEP 1:** Connect one end of a Single-Link DVI-D male to male cable from your DVI Output Monitor 1 to the DVI OUT 1 DDC connector on the VDA Splitter's front panel. Likewise, connect one end of a Single-Link DVI-D male to male cable from your DVI OUT Monitors 2, 3 & 4 to the DVI OUT 2, 3 & 4 connectors.

When you receive your **Dual-Link 1:4 VDA Series DVI Splitter** you should find the following items:

- Dual-Link M-M, 2 meter DVI Cable (3)
- AC/DC Adapter
- Quick Start Guide

VDA\_Splitter\_SL\_1x4\_Quick\_Start\_Rev\_A

Copyright © 2010. All rights reserved. Printed in the U.S.A. All trademarks and service marks are the property of their respective owners.

**thinklogical™**

PHONE: 1-800-291-3211  
 WEBSITE: www.thinklogical.com  
 EMAIL: support@thinklogical.com

Visit us online at [www.thinklogical.com](http://www.thinklogical.com) for more product information, current updates and the complete line of Thinklogical™ products.